

# VESTiA

paremman ympäristön puolesta



## Household waste sorting guide

# Household waste point



## Combustible waste

Small quantities (size per piece max: 1m x 1m) go in your own waste container, large quantities should be taken to the waste processing centre or recycling centre.

- dirty paper, packaging and cardboard
- plastic buckets, cans, toys, etc.
- sanitary waste
- unusable textiles, clothing, and shoes which are not suitable for the textile waste
- dry pet waste (cat litter, sawdust, etc.) packed tightly in a sealed bag
- fireplace ashes and cigarette stubs, completely cooled and packed tightly in a sealed bag
- small pieces of mirror and glass, and porcelain and ceramic containers
- polystyrene, polyurethane, foam plastic and plastic sheeting
- giftpaper
- incandescent light bulb

**Please do not ever put metal and electronic waste, glass waste, or hazardous waste such as batteries or fluorescent light bulbs in the household waste.**

**Find the right place for your waste using the waste search function either using a text search or a photo on our website: [www.vestia.fi](http://www.vestia.fi)**

**Combustible waste is used to produce electricity and district heating. Biowaste is used to make soil and biogas!**



## Biowaste

Put biowaste in a composter or biowaste container.

- leftover food
- expired food
- fruit and vegetable peel
- coffee grounds and tealeaves with filters
- small amounts of kitchen paper and serviettes

**Please sort biowaste into biodegradable bags, bags made from newspaper, windowless envelopes, or empty flour or paper bags.**

**Do not put plastic, cardboard, oils or liquid cooking fats in the biowaste container!**

# Eco points and housing companies' separate waste collection



## Recycling paper

- newspapers and magazines
- envelopes
- advertisements
- photocopying paper
- books, with the covers detached (covers are combustible waste)


**Do not put card, cardboard, tissue paper, brown paper, paper bags, giftwrap or dirty and wet paper in the paper collection container!**



## Glass packaging

- empty glass jars and bottles (cap rings do not need to be removed)

**Do not put porcelain, ceramics, window, mirror or laminated glass, energy-saving bulbs, medicine measuring cups or heat-resistant glass in the glass packaging collection container!**



## Small metal

- food tins
- small metal items (e.g. pans, saucepans, nails)
- aluminium foil and trays
- non-recyclable cans
- empty tins of paint
- aluminium tealight cases
- empty aerosol cans

**Do not put electrical and electronic devices in the small metal recycling!**



## Cardboard packaging

- cardboard packaging
- liquid packages and cartons (including those with a plastic cork)
- kraft paper and paper bags, etc.

**Do not put dirty or wet card or plastic in the cardboard packaging container!**



## Plastic packaging

- dry and clean plastic packaging
- Rinki Oy accepts plastic packaging at some ecopoints
- Check the points at: [www.kierrätys.info](http://www.kierrätys.info)

**Do not put plastic buckets, dishes, toys, etc. in the plastic packaging container!**

# Sorting Stations



## Hazardous waste

Hazardous waste should not be stored unnecessarily at home. Take hazardous waste to Sorting Stations as often as possible. If you suspect that your waste is hazardous to people or the environment, always take it to a hazardous waste collection point!

### Batteries and rechargeable batteries\*

#### Household chemicals

- household washing liquids and detergents
- aerosol cans (containing aerosol, e.g. hairspray and deodorant bottles)
- cosmetics (e.g. perming products, nail varnish and nail varnish remover)
- repellents\*

#### Fluorescent tubes

#### Paints\*

- paints
- varnishes
- glues

#### Batteries of electronic equipment

- Don't forget to tape the terminals!
- You can also take batteries to most stores.

Old and  
expired medicines  
must be recycled  
to the pharmacy!

### Oil filters\*

- oil filters
- oily rags and cleaning waste

### Oils\*

- waste oil
- coolant and brake fluids
- fuel
- petrol

### Other hazardous waste\*

- asbestos (must be carefully and separately packed)
- solvents e.g. turpentine, thinner, acetone
- acids and bases
- fertilizers

*\*See the import limits for waste marked with an asterisk on page 5.*



## Waste electrical and electronic equipment

You can take waste electric and electronic equipment to the recycling centre or Sorting Stations free of charge. Broken or decommissioned devices are also accepted at most stores that sell appliances.

- devices with a plug or battery (Remember to remove batteries from devices.)

### Lamps and light bulbs

- energy-saving bulbs
- HID bulbs
- LED bulbs
- xenon bulbs

### White goods waste


- cookers
- washing machines
- electric sauna stoves
- boilers

# Sorting Stations



## Wood

- wooden frames and structures
- chipboard, plywood
- painted and coated wood, e.g



## Impregnated wood

- impregnated wood
- decking boards



## Waste to be sorted

- furniture, mattresses
- roofing felt
- heating insulations
- window and countertop glass
- PVC plastic (construction pipes, plastic mats, vinyl boards e.g.)
- glass and carbon fibre



## Concrete and stone material

- concrete, bricks, slabs, cement, plaster
- toilet bowls and sinks



## Gypsum

- gypsum boards and pieces of them, e.g. Gyproc



## Garden waste

- tree and bush leaves
- branches and twigs
- raked waste
- NB! No tree stumps!



## Cardboard

- cardboard boxes
- corrugated cardboard
- cardboard packaging
- kraft paper and paper bags



## Scrap metal

- empty aerosol and paint pots
- bicycle frames
- all types of metal
- metal items
- sheeting
- metal waste from reinforcement



## Plastic packaging

- dry and clean plastic packaging
- NB! No plastic buckets, dishes, toys, etc.



## Combustible waste

- A larger amount of combustible waste can be delivered to Sorting Stations (max. size of piece 1m x 1m)



## Textile waste

- unusable, dry and clean clothes and home textiles packed in a sealed plastic bag
- **Prohibited:** underwear, socks, carpets, shoes, bags, belts, blankets and covers, pads, soft toys, pillows or moist, mouldy, strongly smelling textiles or textiles containing textile pests



# Accepted limits for waste

## Hazardous waste

The Sorting Stations accept only moderate amounts of hazardous waste:

- waste oil 50 l (max. 30 l cans)
- fuel 50 l (max. 30 l cans)
- oil filters 10 pcs
- batteries 10 pcs
- paints and varnishes 20 kg
- fertilizers 5 kg

**Asbestos** (max. 20 kg tightly packed and protected) is received only when Sorting Stations are staffed.

**Fertilizers** are received only at Ylivieska waste processing centre (max. 25 kg. If you have waste from farming, please take contact Vestia Yrityspalvelut Oy, tel. 08 410 8701 / info@vestiayrityspalvelut.fi.

**Lithium batteries (over 0,5 kg)** are received only at Ylivieska waste processing centre.

Larger quantities of hazardous waste are only received at Ylivieska waste processing centre.

## We do not accept these types of waste

### • **Ammunition, explosive chemicals, or items**

**(e.g. fireworks):** Please report any ammunition, explosives and weapons you would like to dispose of to your local police department, who will provide you with instructions. Do not take ammunition, weapons, or explosives to the police station without giving prior notice. Unused flares and fireworks should primarily be returned to sellers and importers. Ask about whether you can return such products when you purchase them.

### • **Car/other vehicle tyres:** Take the tyres to a tyre store.

• **Medicines:** Take expired and leftover medicines to a pharmacy in a transparent bag. You can also take occasional and small quantities of leftover veterinary medicines (e.g. worming treatments for cats and dogs) to a pharmacy. Medical waste from working animals on the other hand is recycled at Sorting Stations during the hours when the Sorting Stations are staffed.

# What do I need to know about the change to the Waste Act?

The Waste Act was updated in 2021 and its main objective is to increase waste recycling. In Vestia's operations, this means a phased increase in the obligation to sort household waste.

### **All housing associations with at least 5 dwellings in Vestia's operating area:**

- The minimum requirement is to organise separate waste collection for cardboard, glass, and plastic packaging, for metal, and for biowaste.
- The separate collection of biowaste must begin no later than July 2022.
- One alternative to the separate collection of biowaste is composting with a hot composting bin.
- The separate collection of small metal items and packaging waste must begin no later than July 2023.

### **Ylivieska** (the only population centre with more than 10,000 residents in Vestia's operating area):

- All properties in the population centre, including single-family homes, must begin biowaste collection no later than July 2024.
- One alternative to the separate collection of biowaste is composting with a hot composting bin.

# Waste recycling points

## Ylivieska waste processing centre

- The Ylivieska waste processing centre accepts waste produced by households and companies.
- The sorting centre and heavy-duty weighing station are available to customers bringing small loads in cars or vans on weekdays from 8-17. In May and October, The Sorting Station for small loads in cars, vans or trailers is also open on Saturdays.
- Our customer service and invoicing departments are open on weekdays from 8-15.30.

## Vaihtori

- Bring reusable goods for exchange free of charge.
- Located in the Ylivieska waste processing centre.
- Open on weekdays from 8-17. In May and October, also open on Saturdays.
- Read more: [www.vestia.fi/palvelut/vaihtori](http://www.vestia.fi/palvelut/vaihtori)

You can find  
the addresses and  
up-to-date opening  
hours at: [www.vestia.fi/  
lajittelupihalla-asiointi](http://www.vestia.fi/lajittelupihalla-asiointi)

## Recycling Days

- We bring recycling station services to four municipalities with no permanent Sorting Station once a year in spring.
- The recycling days are organised in the following municipalities: Alavieska, Kestilä, Merijärvi and Piippola.
- Read more: [www.vestia.fi/palvelut/kierratyspaivat](http://www.vestia.fi/palvelut/kierratyspaivat)

## Sorting Stations

- Sorting Stations accept occasional household waste. The maximum waste load is a passenger car trailer (approx. 3m<sup>3</sup>).
- Self-service is available on weekdays from 10-17.
- Depending on Sorting Station, they are staffed once a week or every other week.
- Delivered waste are paid to the payment terminal. The payment methods are bank or credit card.
- You can find two information service telephones on stations (found by the machine and hazardous waste building) with which you can contact a customer service representative if needed.



# Visiting a Sorting Station

## 1. Declare waste and pay

Declare what you are carrying at the payment point. Do the payment. In need of assistance, contact customer service with the information phone.

## 2. Drive in

The barrier rises after payment, drive in to the area.

## 3. Sort your waste

Sort your waste according to the instructions. The information point will provide help if needed. The information phones are located by the service machine and by the hazardous waste building.

## 4. Use the pressing machines

Use the pressing machines for combustible waste, plastic packaging and cardboard. Follow instructions.

## 5. Sort the electrical and electronic scrap

Sort the electrical and electronic scrap to the container next to the hazardous waste building and to the recycling points under the shelter. Follow instructions.

## 6. Take hazardous waste inside

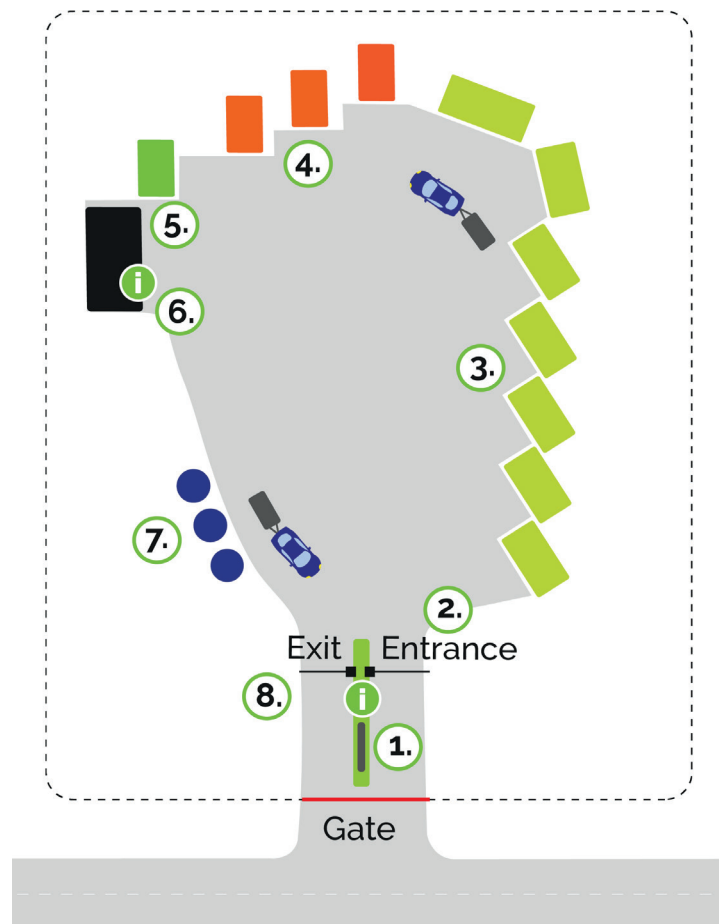
Take hazardous waste inside to the building and sort waste according to the instructions.

## 7. Sort glass, paper waste and textile waste

Sort glass, paper waste and textile waste to the deep collection bins.

## 8. Drive out

Drive close to the barrier (1 m), the barrier rises automatically.



**Review the order of the waste containers of the Sorting Yard in your own area at [www.vestia.fi/lajittelupihalla-asiointi](http://www.vestia.fi/lajittelupihalla-asiointi)**

# VESTIA

paremman ympäristön puolesta

Vestia Oy | Vestianväylä 80 84100 Ylivieska | (08) 410 8700  
[www.vestia.fi](http://www.vestia.fi) | [asiakaspalvelu@vestia.fi](mailto:asiakaspalvelu@vestia.fi)  